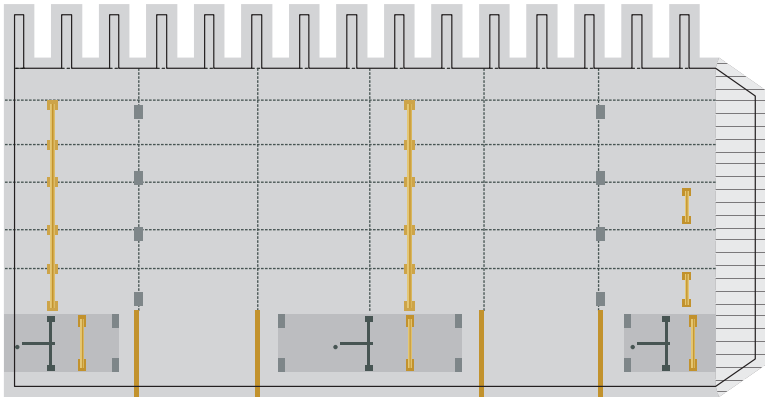


■ FORWARD SHIELD

Ⓜ ROLL


Ⓜ ROLL



■ AFT SHROUD

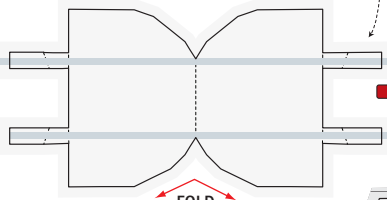
FOLD 180°

FOLD 180°



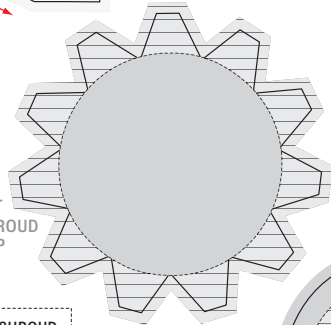
■ FORWARD SHIELD CAP

FOLD FLAPS OUT AND GLUE TO FORWARD SHIELD AND CAP



■ APERTURE DOOR

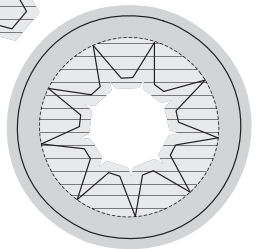
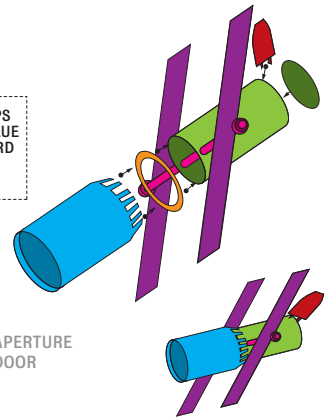
FOLD 180°



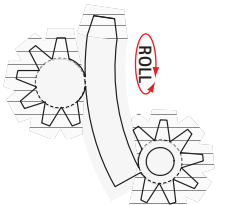

■ AFT SHROUD CAP

AFT SHROUD CAP ATTACHES TO THIS END, FOLD OUT FLAPS, GLUE BACKSIDE, AND RECESS 1/4 IN

GLUE CONNECTOR FIRST TO FORWARD SHIELD, THEN ATTACH AFT SHROUD AND GLUE TIPS OF AFT SHROUD FLAPS TO SIDES OF SHIELD



■ AFT SHROUD CONNECTOR




■ AXLE CAPS



■ AXLE

ROLL AXLE TIGHTLY AROUND A WOODEN SKEWER AND THREAD THROUGH HOLES IN FORWARD SHIELD BEFORE GLUING AXLE CAPS

Ⓜ ROLL



■ SOLAR PANELS

HUBBLE SPACE TELESCOPE

USA
1984: FIRST LAUNCHED LARGEST SPACE TELESCOPE